

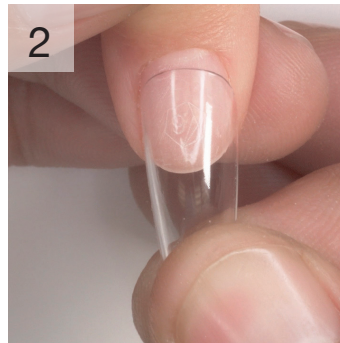
## INSTRUCTIONS

# Gelish Soft Gel Tips- Measure And Prep Tip




### Step 1

Size **SOFT GEL TIPS** ensuring a close fit side to side completely covering the nail grooves.  
Optional: Contour contact area to mirror client's cuticle shape.




### Step 2

Flexi-Fit Pro Tip: Size tip while applying medium pressure over the nail for actual fit.



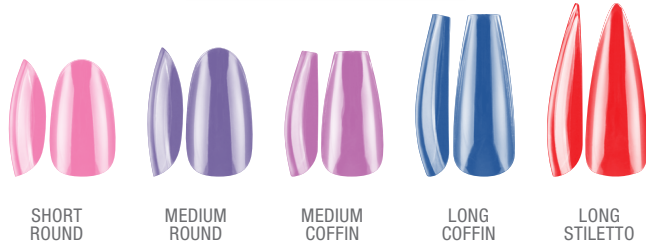
### Step 3

Size all 10 Soft Gel Tips before beginning application.



### Step 4

Prep Soft Gel Tips by applying one coat of **TIP PRIMER** to the underside of all 10 Soft Gel Tips.



SOFT GEL TIP PRIMER

