


INSTRUCTIONS

Gelish Soft Gel Tips- Removal



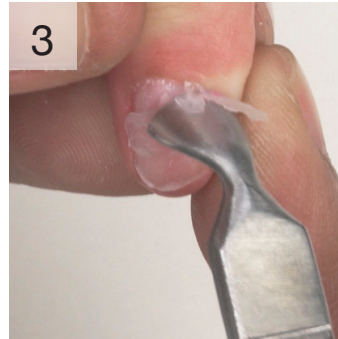
Step 1

Sanitize your client's hands and nails. Remove lacquer and shorten nail length. If **GELISH SOAK-OFF GEL** was used, break top seal by gently roughing the surface with **100/180 GRIT BUFFER** and remove shine. Or reduce bulk using **GO FILE** with a bit of choice.



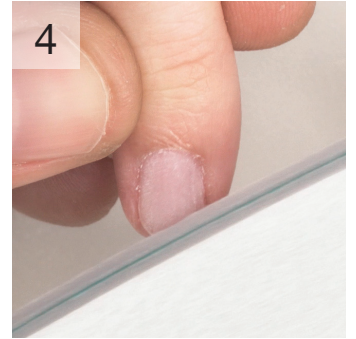
Step 2

Saturate a cotton pad or **WRAP IT OFF** foil wrap with **ARTIFICIAL NAIL REMOVER**. Place onto nail and soak for 15 minutes.



Step 3

Remove foil. Gently remove any remaining gel. Continue to soak if needed.



Step 4

Lightly buff nail surface with a **200/280 BUFFER**. Massage **NOURISH** Cuticle Oil into skin surrounding the nail plate.



NOURISH
CUTICLE OIL



ARTIFICIAL
NAIL REMOVER



WRAP IT OFF

